Jay's field

Bags.

3) Blade.

1) Tudor green pot.

mid-furrow Bag.

? 2 bladey bits - ? early, + retouches.

2,200 BC Beaker B/A or late Neo. Mark it.

(10 fig grid no, photos, send to Museum, Scale on photo)

7) Core

Notes.

Tabulate what where (grid ref)

How much we have, who identified it

(eg. A = 30 flakes + 1 core etc)

some looks modern.

Central grid ref for site.

State experience of walkers + how arranged.

Hectare = 100 x 100 m. (NOT 100 m)

General sum up = looks B/A or late Neo. - late BA flints

```
  05/07/74  LUCS 6500 SCOPE 3.4 LEVEL 348 13/06/74
11.44.26.YYA1060  REMOTE  ID QT
11.44.26.IP  00000384 WORDS - FILE INPUT  , DC 00
11.44.26.JOB,YYA1,Z****,T20.
11.44.30. BULLETIN (20/06/74) NO. 16
11.44.30.REWIND,OUTPUT.
11.44.30.REQUEST(NNEW,*PF)
11.44.31.FTN,B=OLD,L=0.
11.45.38.       .759 CP SECONDS COMPILATION TIME
11.45.39.REWIND,OLD.
11.45.39.ATTACH(NEW,SURGNET,ID=YYA1,CY=4)
11.45.40.COPYL(OLD,NEW,NNEW)
11.45.44. SURGNET  UPDATED
11.45.44. START    UPDATED
11.45.45. FINISH   UPDATED
11.45.46. RES      UPDATED
11.45.47. JUNC2    UPDATED
11.45.48. JUNC3    UPDATED
11.45.49. DEVICE   UPDATED
11.45.49. DEADEND  UPDATED
11.45.49. SURCH    UPDATED
11.45.50. WAVE     UPDATED
11.45.50. ROOT     UPDATED
11.45.50. INTERP   UPDATED
11.45.51. PUMP     UPDATED
11.45.52.COPYL DONE
11.45.52.CATALOG(NNEW,SURGNET,ID=YYA1)
11.45.53.NEWCYCLE CATALOG
11.45.53.PF CYCLE NO. = 006
11.45.53.RP = 030 DAYS
11.45.53.AUDIT(LF=OUTPUT,ID=YYA1,AI=F)
11.46.12.  EXIT
11.46.14.CP  00000832 WORDS - FILE OUTPUT , DC 40
11.46.14.  CP      2.335  PP    53.565  IO    10.265
11.46.14.  C1        195  FLCP   31102  FLPP   45112
11.46.14.  C2        195
```

Surgnet

7368

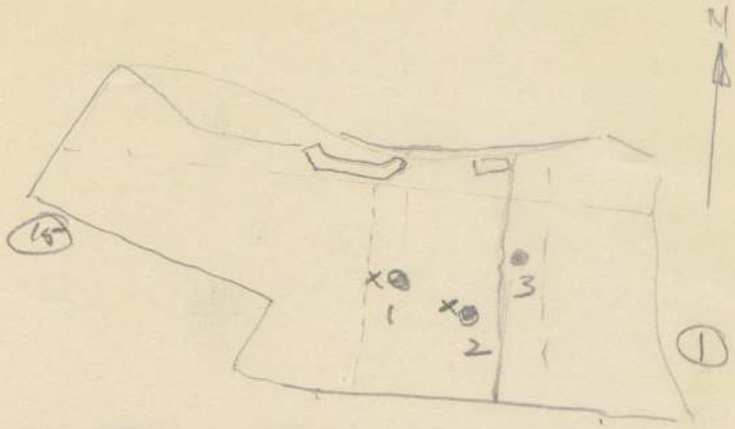

15 Transects.
Dark patch near stand 2.

Original notes.

5m. Lop.

Try Wardstack for 25000's

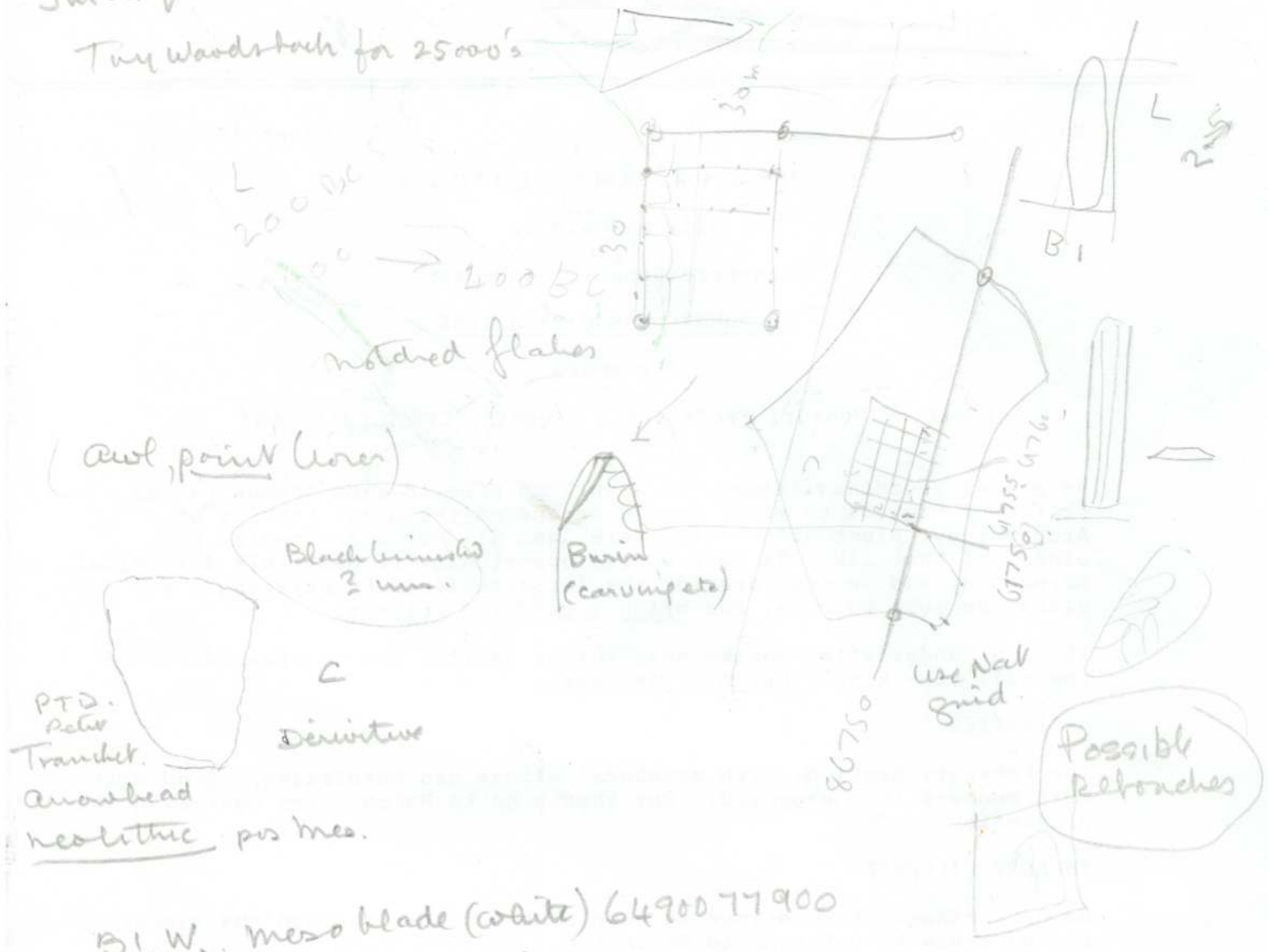

neolithic pos Mes.

B1.W. meso blade (white) 64900 77900

poss bo. blade 64820/77750 + blade core.

+ ~~[illegible]~~ gritty pot ? B/A.

1 shard abr. mort.

1 ox. ware.

? BR. burnished. ? R.

} all abraded

B2N Roman pot. 5 fresh flints (note freshness)

1 br. blade A1.E

mallow retouch

plough retouch (A2)

THE S.O.A.G MESSENGER

No. 62 March 1986

The ANNUAL GENERAL MEETING

will be held at

Langtree School, Woodcote

on SUNDAY MARCH 23rd 1986

3pm sharp

Guest of Honour: Professor S Piggott, CBE D.Litt. FBA

We are extraordinarily lucky to have such a world-wide famous man as Professor Piggott to visit us; he is one of the great Fathers of Archaeology, along with Pitt-Rivers, and Sir Mortimer Wheeler and others of that ilk. It is a unique opportunity to meet this delightful personage, and we must provide the large audience he deserves - so please be sure to come, and bring interested friends.

It is a Sunday afternoon to make things easier, and we provide tea if you will very kindly bring a few cakes.

ACTIVITIES

The February meeting, with memebers' slides was surprisingly good with more members than expected. Our thanks go to Malcolm for operating the projection.

TUESDAY FIELDWORK

We have managed to continue at each others houses through the winter and hope now to get back to Newington.

The pot-room is ready for decoration:- we now need volunteers for painting. Day by arrangement. Please offer help so it doesn't all fall on one person (guess who) and we will arrange a painting party to suit people. Once this is done we can put up the shelves and have fun making it a proper working room. So its up to you all!

EXLADE STREET SURVEY

The weather has held this up, too, but soon we hope to visit it and look at the houses and fields. Those interested please ring Cyn.

MEMBERSHIP CARDS

Will be out in April as we have to put in any alterations to Committee in them. We need a new Secretary, please. Volunteers?
New members for Committee also welcome - change is good'

LLOYDS BANK FUND FOR INDEPENDENT ARCHAEOLOGISTS

Soag has been awarded £75 to help with the Dig and Fieldwork and Cyn and Janet will attend the Ceremony at the Society of Antiquaries, Burlington House, London on March the 19th to receive it. We will give a full report later. Arrangements are made to take a display showing that our Dig and Fieldwork justifies this.
A nice feather in Soag's cap!!

PLEASE REMEMBER THAT SUBS ARE NOW DUE. AND BRING THEM WITH YOU

FLINTS FROM HARDWICK ROAD, WHITCHURCH-ON-THAMES (Grid ref. SU651778)

Shown to Derek Roe, Quaternary Research Centre, Oxford, 24 February 1987.
The following notes were taken by JRS during this visit:

A blade is technically any flake that is 2x as long as wide; more properly it refers to a flake that has been struck off a prepared blade core and which has ± parallel sides.

Look for tool types and not just worked edges - look for pattern and purpose. A real tool should be obvious.
It is a bad sign if the 'retouch' is undercut and irregular - it should all be at the same angle. Again, look for pattern and purpose.
If the retouch cuts into the patina it is very dubious, although an old flake could conceivably have been reworked at a later date (very unlikely), e.g. dark flaking against a 'toad belly' patina or matt flaking against a shiny patina.
Real scrapers are very regular in shape.
Thermal breaks - no bulbs and rings go the wrong way.

Most of our flakes are true artefacts and we don't appear to be missing anything. This implies that finished tools really are absent from this site. There are a number of definite small blades.
Nearly all our flakes are 'ancient debitage'. Some very large flakes are unretouched, showing that the flint workers could afford to waste useable pieces of flint.
Probably only about 1% of flakes were utilised and the rest discarded.

Notes on specific flints:

A very tiny narrow 'blade' could be a burin spall (A2E).
The wide grey flake with the broad 'scoop' on the back needed 2-3 blows to detach it ( ).
Hammerstones - one is probably the result of natural abrasion, the working edge should be thicker and more evenly abraded (B1S); the other is a possible hammerstone (D2).
One narrow blade with a lot of cortex remaining appears to be a 'fabricator' - a tool used for pressure flaking in neolithic times (A1S).
A possible scraper has been made from a triangular orangey-tan flake (B2S).
A little scraper has been made from a flake with a hinge fracture - this part cannot be retouched as it has a rounded edge, and the working ends at this point and starts again the other side (B1W).
The 'handaxe' is horrible and purely accidental, it shows no pattern and purpose whatsoever - throw it away! (B2W).
There is at least one possible Mesolithic blade (A2E).

Fire crackled flints ('pot boilers') are typical of prehistoric sites.

Dating the Hardwick flints

Debitage will look the same from any age - one needs to look for definable tool types, but even this will not date the debitage.
We may have flakes of more than one period, according to patina e.g. white/'toad belly'/black. Most belong to the last category.
The assemblage could represent a scatter of Neolithic and Bronze Age flints, lying on the surface of an old terrace. These are largely unpatinated, but you can get strongly patinated Neolithic flints with iron stains - check in the Reading museum for the condition of local flints.
The large white flake with iron stains could be old (i.e. Palaeolithic) but there are no distinguishing features for saying so - similar flakes are Neolithic.
There are very few blades - this would seem to rule out the Mesolithic, which is characterised by blades and blade cores.

Kuma Computers Limited
Unit 12, Horseshoe Park
Horseshoe Road, Pangbourne, Berkshire, RG8 7JW
Tel: (07357) 4335 Telex: 849462 TELFAC.KUM

Dec 84

MZ-700 Catalogue Request

Full descriptions of all our MZ-700 products are contained in our September 1984 catalogue. If you do not already have a copy of this catalogue, or if you have mislaid it, please complete and return the form below.

In addition to the MZ-700 we also produce software, books and peripherals for a wide range of microcomputers. If you have replaced your MZ-700 with any of the machines listed below, please complete and return the form below for full details on our product range.

Name.....

Address.....

Address.....

1. Please send a copy of your Sept 84 MZ700 catalogue .....

2. I have changed my microcomputer and now own a ..... machine, please send your catalogue as indicated below:

	H/W	S/W
Amstrad CPC464	N/A	...
MSX	N/A	...
Tatung Einstein	N/A	...
Commodore 64	N/A	...
Epson PX-8	...	...
Epson HX-20	...	...
Sharp PC-5000	...	...
Casio FP-200	N/A	...
Sirius/Apricot	...	...

Please send further details on the printers indicated below:

Juki 6100 daisywheel	...
Shinwa CP-80	...
Epson FX-80	...

The two little cores are typical of the Neolithic or Bronze Age. (Crude and globular) No particular 'datable' techniques are apparent. Patination depends on local conditions.

This assemblage appears to represent knapping activity, with the finished tools taken elsewhere.

Recording

Continue walking and look for tool types.
In the meantime it is important to record that flintd have been found at this location. Count the flakes. Most could eventually be returned to the field, but keep them all for the time being - if the site turns out to be important, it is possible to measure flakes and work out the different proportions thereof.

All this knapping debris suggests specific occupation in the area. Continue looking in the area for further signs, and get the scraps of pottery identified.

For the time being, write it up as a note in a local journal.

J.3.

Kuma Computers Limited
Unit 12, Horseshoe Park
Horseshoe Road, Pangbourne, Berkshire, RG8 7JW
Tel: (07357) 4335 Telex: 849462 TELFAC.KUM

Dec 84

MZ-700 Catalogue Request

Full descriptions of all our MZ-700 products are contained in our September 1984 catalogue. If you do not already have a copy of this catalogue, or if you have mislaid it, please complete and return the form below.

In addition to the MZ-700 we also produce software, books and peripherals for a wide range of microcomputers. If you have replaced your MZ-700 with any of the machines listed below, please complete and return the form below for full details on our product range.

Name.....

Address.....

Address.....

1. Please send a copy of your Sept 84 MZ700 catalogue .....

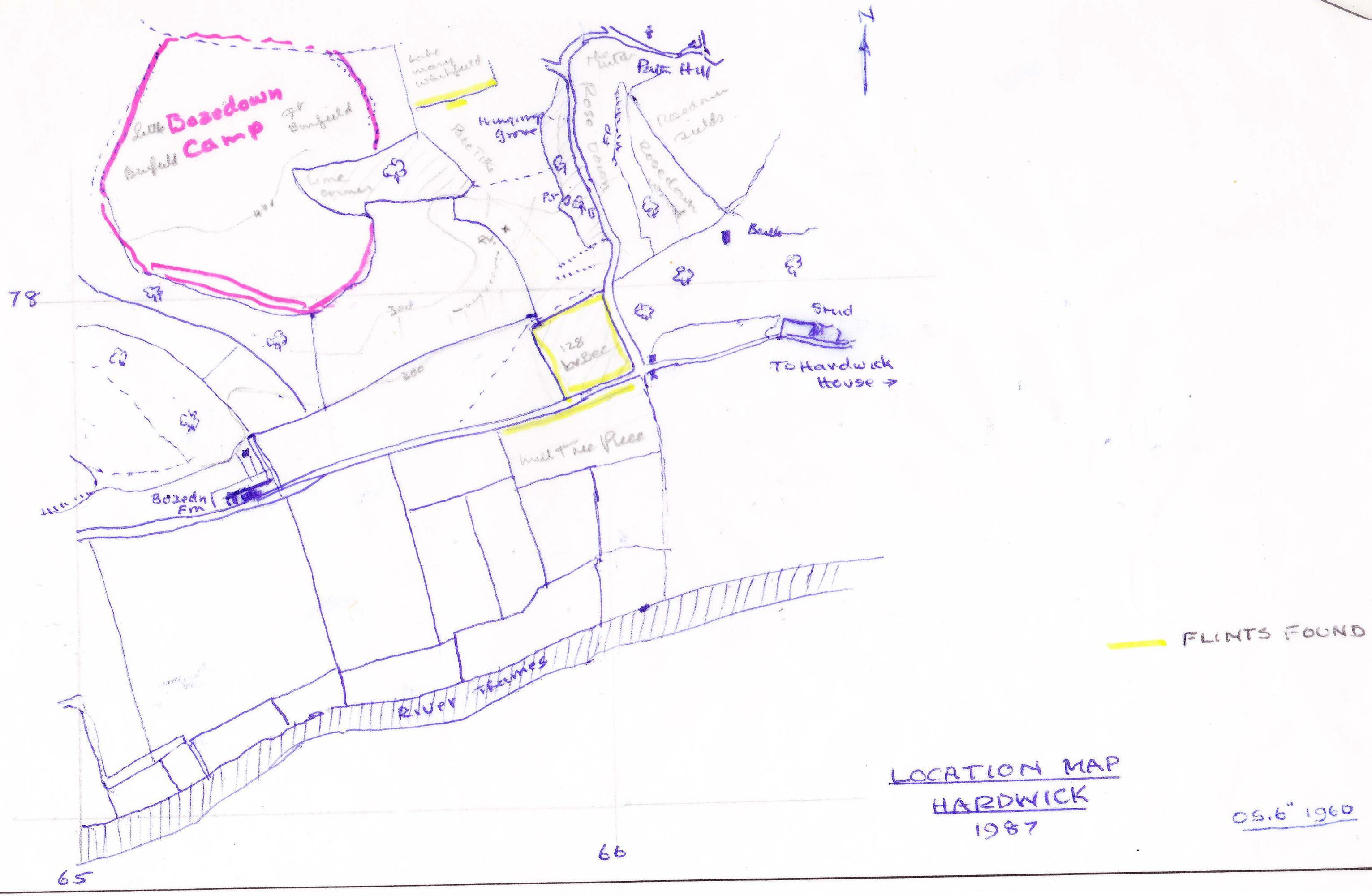

LOCATION MAP
HARDWICK
1987

OS.6" 1960

Lower Bec
Hardwick.

SU.67 NE/W.650779
From Jan '87

1987 Date	Flint Fl. C. W. (Deb Blade Wall)	Core ung.	Early gl. (un gl.)	Med ungl.	Med gl.	Post.m ungl	Post.m gl.	Bldg Tile	Bldg Br.	Bldg Oth.	Metal	Other	Notes
					SOUTH SIDE								
A/① S 27/1	12	3		4		2	1bl.	7	7		N 1	1 Gl 2 B/F	BF = Burnt Fl.
	6	1		4			4 St					10 Y	(2 Beaker sherds)
B/① S 27/1	5	1				8		F 1	2	1	N 1 2	1 Gl.	
	14	1 HS											
					EAST SIDE								
A/① E 2/2	13 3	5	1				1bl.	1		Sl. 1			
				3		2						?1	
A/② E 2/2	18												
	8	1				Bef. 1				Sl. 1		Coal 1	

1st plough 4m fr. hedge

© TWINLOCK LIMITED 1966
INTERSTYLE ANALYSIS FORM REF.9003

Enlarged Rough Sketch-Map-
Fieldwalking.

3280
648781

Notes on fieldwalk in Coombe Woods.
Mar 9! 88

Ann + Cyn to Coombe Park Fm + see Ian Gibson for permission. Over fence + down to coombe, along by garden into Kessells Copse found flints in roots of blown down beech; + one further on. * find lined old Par. Bdy + follow. Find 3 banks, one has immense coppiced beech at end (?)] into Happy Valley + find more flints at 'cowpatch' – exposure on S. side of hill. Note enormous privet + laurels in wood at top of hill. Recross to N + lunch in Mexicrafts in corner on trace. Find old road + the 3 banks mentioned * above + piles of flints + a small ? hut floating at top (N) of wood on return + so back to farm.

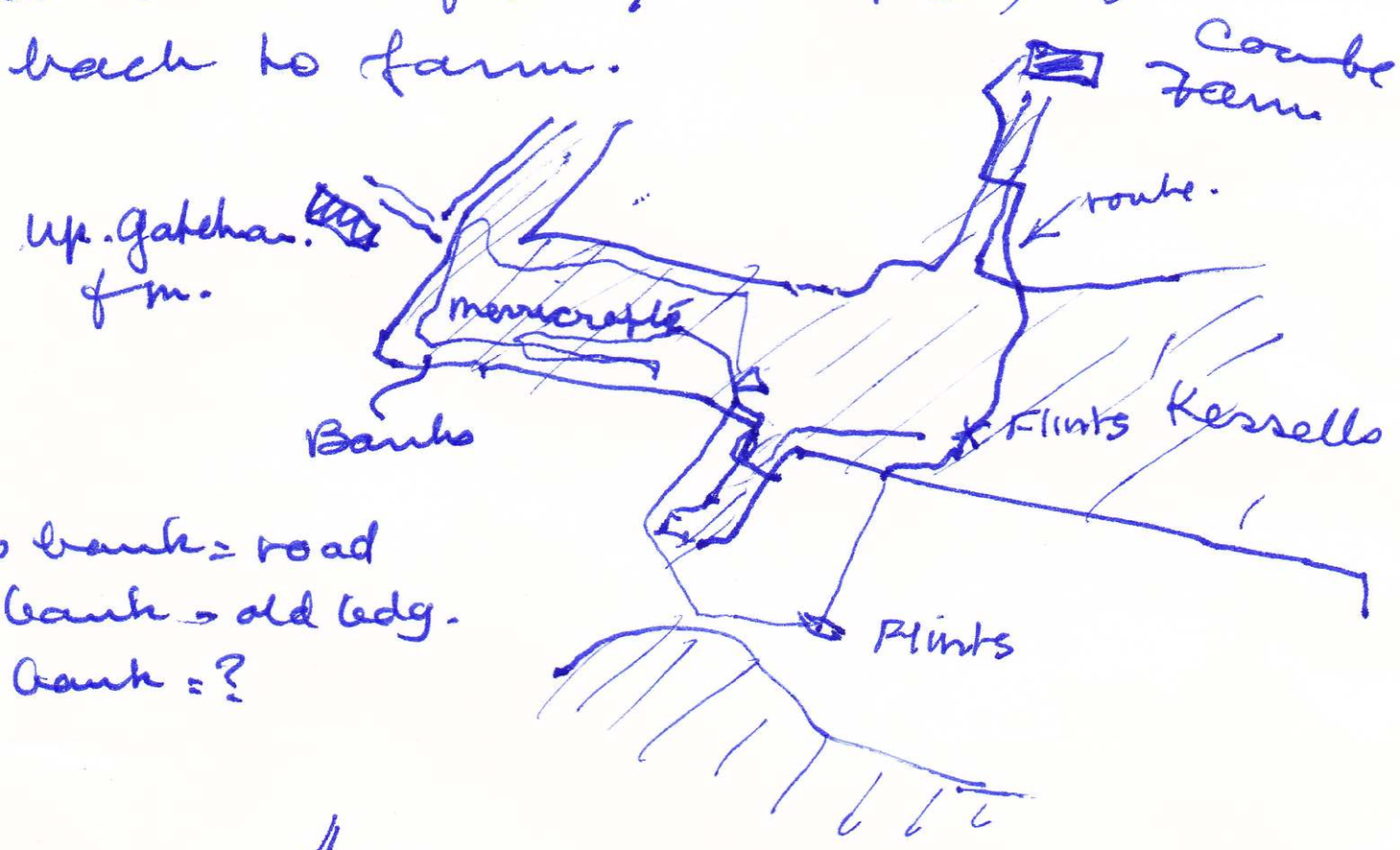

Top bank = road
2nd bank = old bdy.
3rd bank = ?

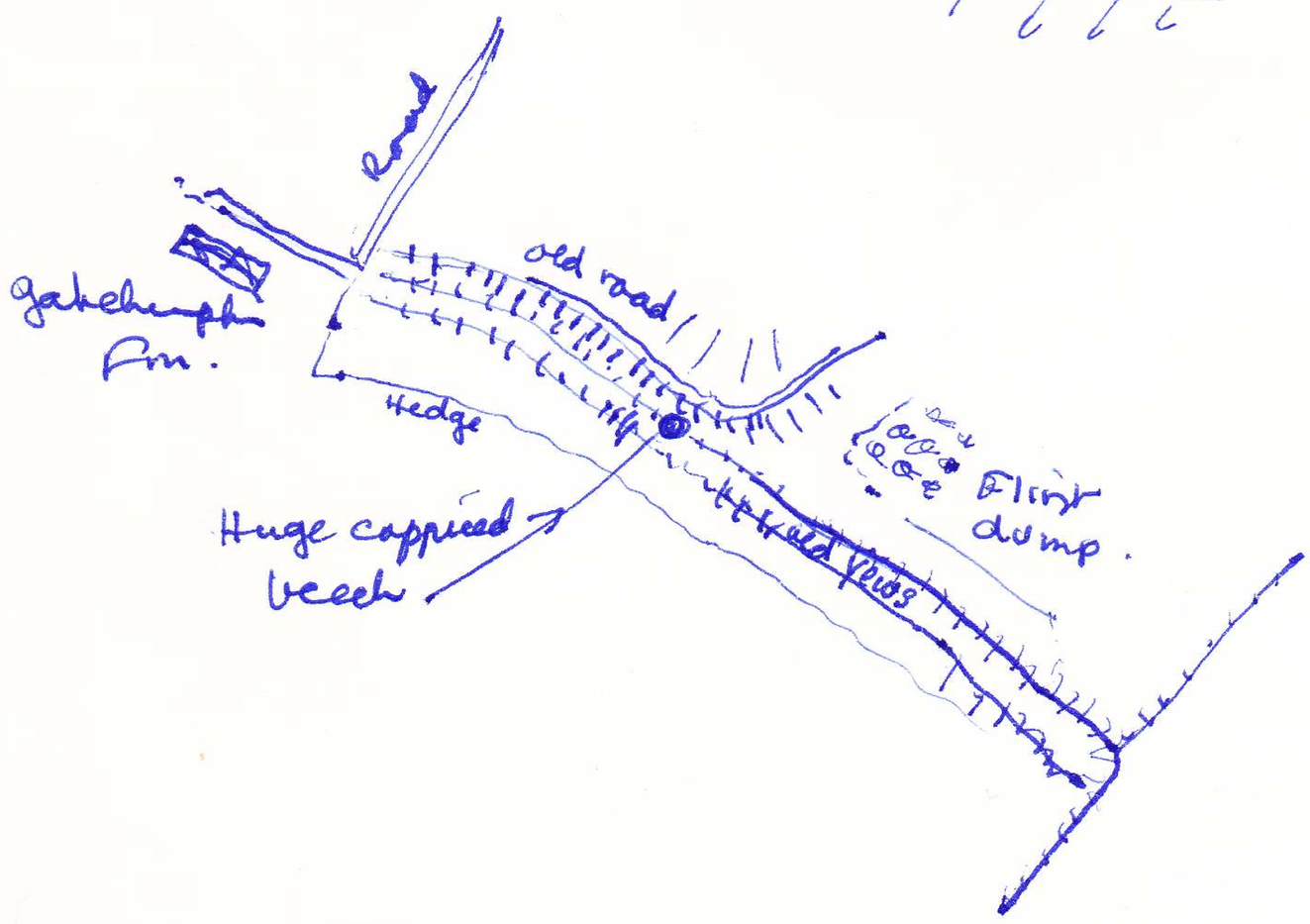

Code
G/KW/88

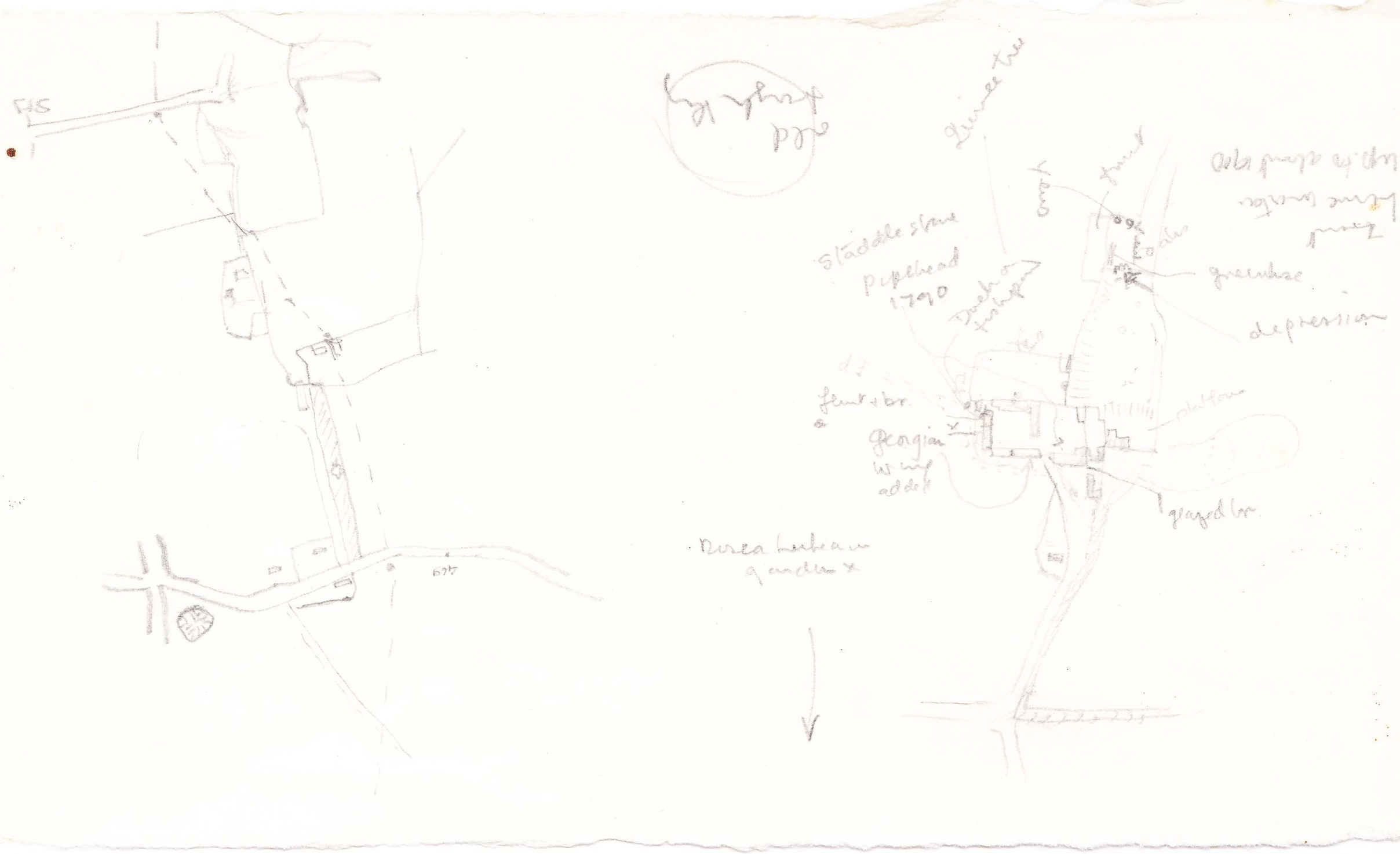
FHS
Städdle stone
pipehead
1790
greenhse
depression
platform
Georgian
wing
added
glazed hse
Rosea hortea
garden x

Hardwick field. Perimeter

Lower Bec.

Jan 27

Jan + Cyn walk S. side. Large scatter of flints, + tile
only collect sample of tile
Walk perimeter, about 4 m. from hedge inclusive
Dull weather

Note. 1st ploughing of this field.

Feb 3.

Jan, Mike, Cyn, Marlen + Jane walking. (+Rachel + 2 dogs)
Walk along E side, as before, about 4 m.
less flint as we move over the terrace.
? a tumulus 50 paces from top hedge (N) to
centre: chalk scatter 36 paces along hedge
+ 10 paces from hedge outwards. (Cyn's paces)
Approached by farmer J. Hodnett, who is very
curious, but inoffensive, reassured him.

Feb 4th

Cyn + Janet get together to organise times. Field bag rep.
to be thus:

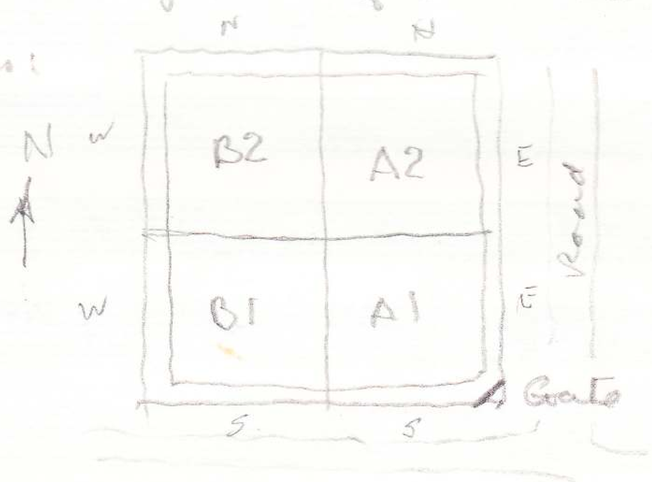

mousterian fine
levalloise flake
arch axe

Research in books: Rumbold's Pit Eveline. Acheulian. Arch Ox. Rep. (Jones) 1909

Feb 10th

Jan, Cyn, Ad + Anne Hale walk A2 + B2, joined in B2
by Jay + Jean. Still even spread of flint.
Jean found a red pot handle. Turning S down B2
Cyn Jean + Jay walk to S. corner of B1 (others go home)
In morning we visited Hardwick House + Hardy Rose
showed us the 1913 OS 50' map + gave us some Estate
fieldnames - Our field is no. 128, 6½ acres + Lower Bec. + 155'-
the top is Bec Tithe, + there is many Warrtfield (laundry) Stephen Florey
The Hitch Queen Hill Valley + Far Collins End is Hochetts'
(Mr. Granville's) + Common or Kummer Field. See Mr Bill Hutt (auction + chatterbox)

B1W had 30 flints, 1 pot, B2W - 34 flints, 5 pot, 1 glass 1 shell 1 slate, 1 metal 3+1 charcoal, 2? cores, A2N 13 pot (assd) 2 tile, 2 bone, 1 glass, 1 burnt flint 41 flints 1 core B2N had 5 pots, 1 bone, 26 flints Total flints: 131

Feb 17 Mate + Cyn walked the N. side of the Wolver Meadows found over 170 flints - - - - - It snowed but we kept going to the last telephone post (afternoon only)

Feb 18. Visit Woodstock (Cyn Ad + Ann) Wallplaster found at 648781. ? R Villa. (Finder - Mr Fry 149 Kidmore Rd. Cav.) PRN 3230 - found - 1973. No fieldnames for this area. No info on flints + nothing on the map.

Feb 23 Ann, Cynad + Mate - to Pitt Rivers museum + see David Roe who gave us an hour identifying the flints. Fabricator in (A1) S also a core. (C2) Scraper, blade. (D2) Core Hammer, (A1) E 2 blades (B2) N. 3 (A2) E 4 blades (microne) + a spall.
Much info taken by Janet + Cyn re flint identifying etc Derek shows us scrapers, arrows - cores. We can count up the débitage to mention in a Note. General results satisfactory. Site shows knapping activities as lots of flakes. Look for groups + there is nothing inconsistent with Neolithic + Bronze age activity. (Total types are needed for dating.) Pot-boilers OK. Whole polished ones could be Palaeolithic / Neolithic. (Asked Nicky to check out)

April 14.
Janet Cyn + Mate walked up Beech Hill. Find 2-3 flints in hedge so try other side (ploughed) + find 24 up to gap in hedge.

Notes on fieldwalk in Coombe Woods.
Mar 9! 88

Ann + Cyn to Coombe Park Fm + see Ian Gibson for permission. over fence + down to coombe, along by garden into Kessells Copse found flints in roots of blown down beech; + one further on.* find lined old Par. Bdy + follow. Find 3 banks, one has immense coppiced beech at end (?)] into Happy Valley + find more flints at 'cowpatch' – exposure on S. side of hill. Note enormous privet + laurels in wood at top of hill. Recross to N + lunch in Mexicrafts in corner on trce. Find old road + the 3 banks mentioned * above + piles of flints + a small ? hut floating at top (N) of wood on return + go back to farm.

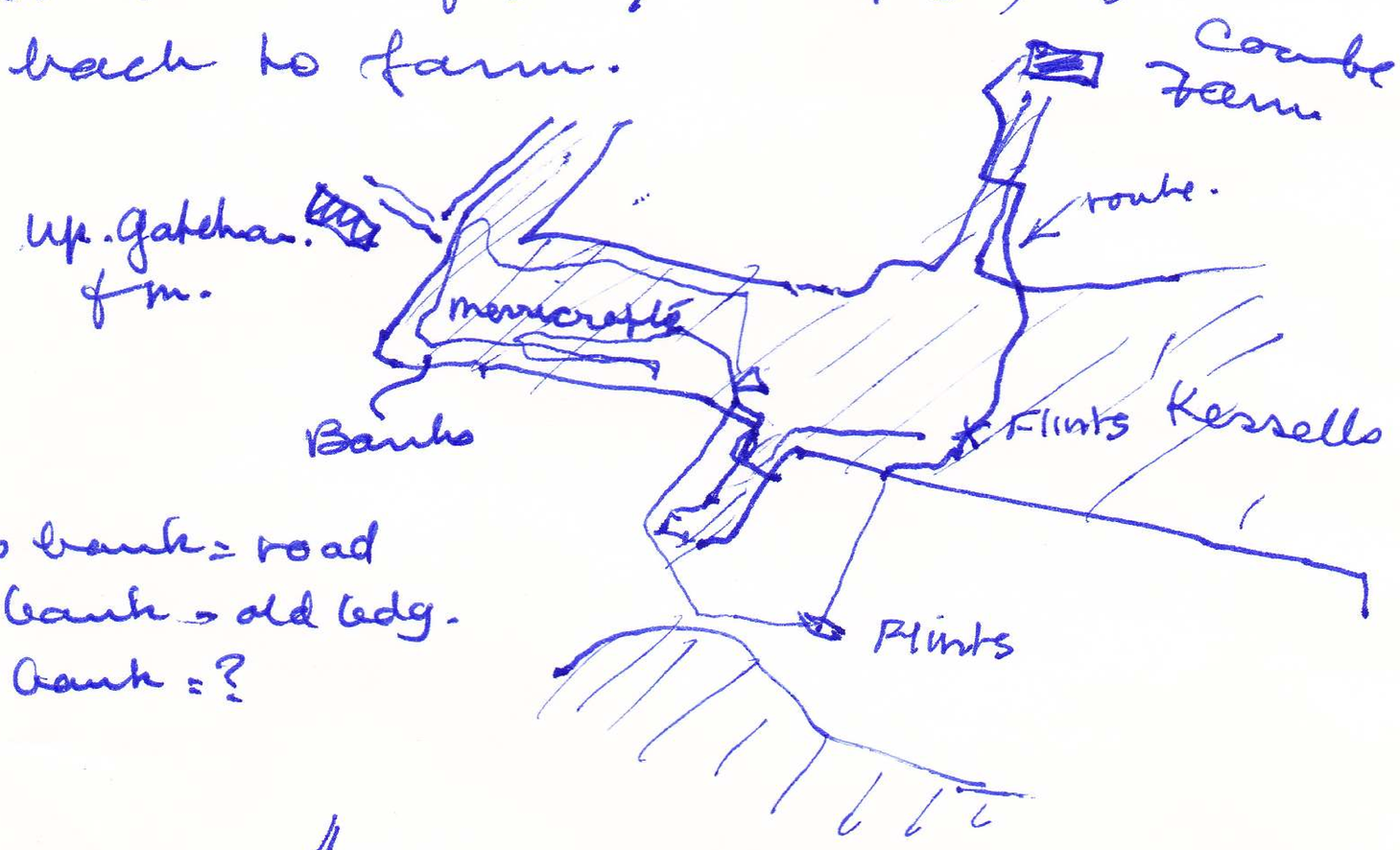

Top bank = road
2nd bank = old bdy.
3rd bank = ?

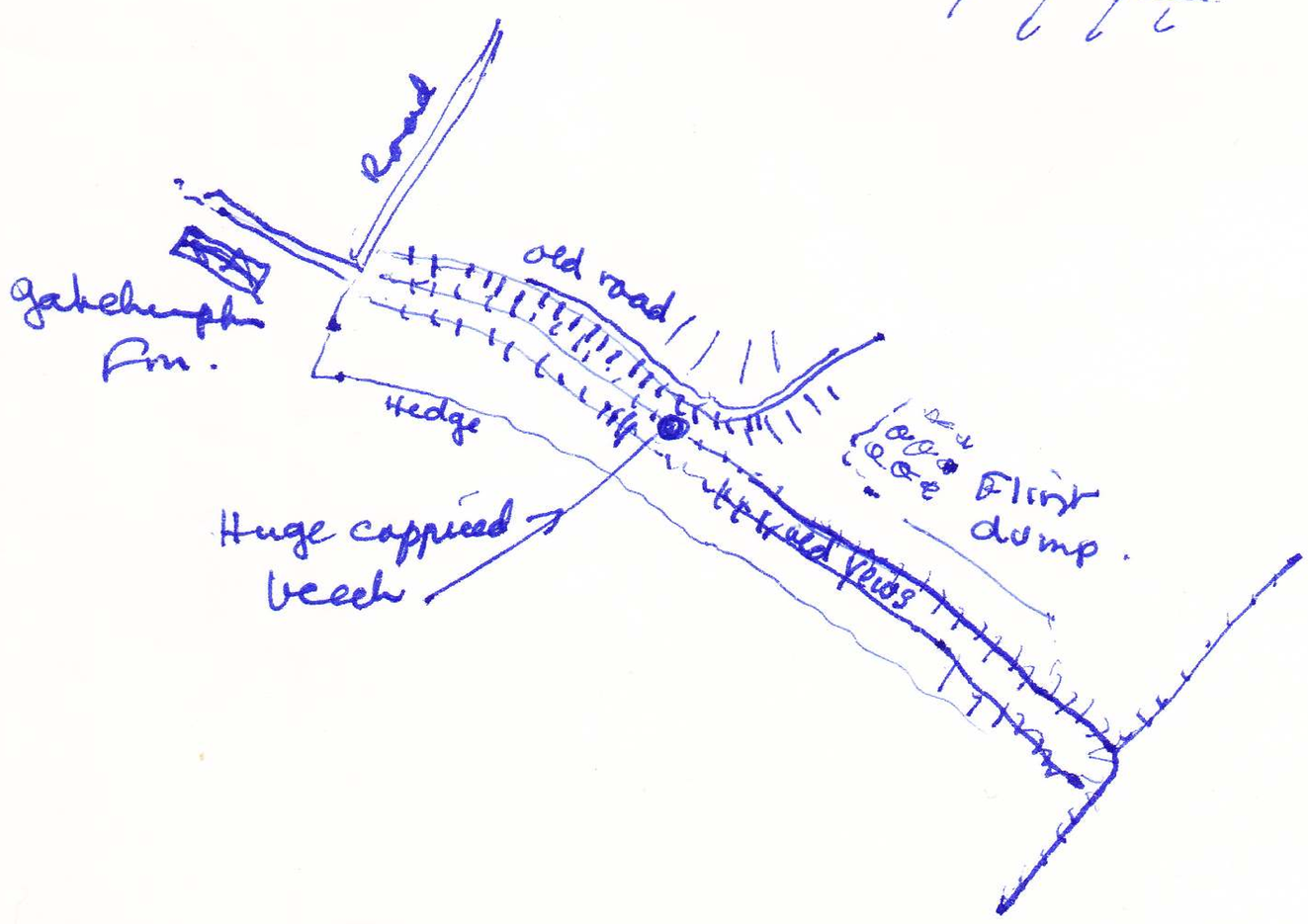

Code
G/KW/88

Joy's field - Lower Hitch.

Site Code :- WH/LH/87.

Ap.21 Joy called attention to R+F arrade plan. Field to be ploughed.

Ap 22 Field ploughed. Cyn + Joy walk central furrow from house RH. to 3rd post left of shed. (see Fig 1)

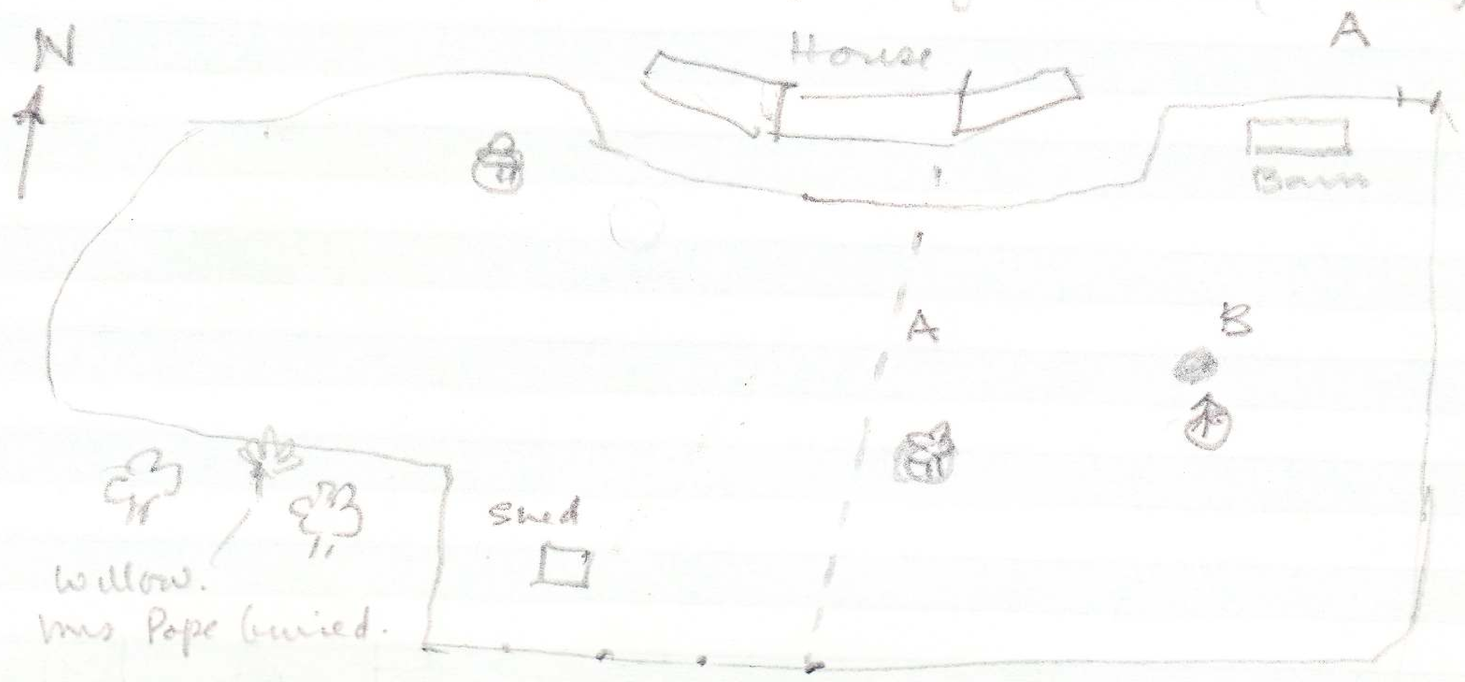

Fig 1.
Rough Sketch

arrowhead found to W of stand of trees, + other flints. This + contents of furrow bagged up (white bag.) 'Joys field'

Ap.23 7 Scouts spend day fieldwalking in 20m Transects. Dark circular patch, N. of stand of firs, quite a few flints here. (B)
General scatter on terrace containing the 2 stands, + below. Not so much to N.

Ap 28. 4 Scouts wash results, + bag up.

Pit Rivers.

Look for tool shapes Smooth C on delib. retouch Faceted pl/fm. B2

A1 S. Fabricator (for retouching) - Core

C2. Scraper blade, D2. Core Hammer.

B1. Polished.

Tool types needed for dating. Neolithic Mortuary. Notes mentions tool work knapping activities

Mining Blades delb. cores

White cores 2 Paleo / Neo Br. Age. white patinated.

people living on surface - Cores Neo/BrA.

A1E 2 blades. B2N 3. A2E. 4 blades (Meso) 1 spall

B2S. A1S Fab. etc.

Identification notes; from Pitt-Rivers Museum. Dr. Derek Roe.

Largely débitage, but OK as regards identification & keep + count, eventually return to field. Some flakes + tools (marked with ✓) - as follows :-

A1S Fabricator - long flake with cortex. 2 way working point worn where used for working (flake pushing) - also a small core.

C2 Scraper, blade. D2 Core, hammer. (2) are - bit, not one)

B1 nice polished sheep for instruction.

A1E 2 blades. B2N. 3 B2S

A2 E 4 blades (including the meso, & 1 spall.

As no blades to speak of, or blade cores, meso site unlikely As débris rather than tools, probably things made there but tools taken away. - Plenty of flint, viz. large flake. The cores neolithic, white flakes 2 neo-/Br.A / Paleo. - white patina

Tool types needed for dating. Retouching: genuine is even + matches; new/accidental is fresh + uneven.

Do fields properly when ploughed.